




4423 m.

## GRAN PREMIO DE ESPAÑA OFFICIAL TEST

## Test Session 1

## Classification

3

		Rider	Nation	Team	Motorcycle	Time	Lap	Total	Gap	Top Speed	
1	12	Thomas LUTHI	SWI	Liqui Moly Intact GP	KALEX	<b>1'42.422</b>	11	15		<b>247.7</b>	
2	10	Luca MARINI	ITA	SKY Racing Team VR46	KALEX	<b>1'42.502</b>	18	19	0.080	0.080	<b>248.8</b>
3	22	Sam LOWES	GBR	EG 0,0 Marc VDS	KALEX	<b>1'42.597</b>	8	16	0.175	0.095	<b>246.5</b>
4	33	Enea BASTIANINI	ITA	Italtrans Racing Team	KALEX	<b>1'42.637</b>	9	15	0.215	0.040	<b>247.1</b>
5	45	Tetsuta NAGASHIMA	JPN	Red Bull KTM Ajo	KALEX	<b>1'42.669</b>	15	17	0.247	0.032	<b>247.7</b>
6	88	Jorge MARTIN	SPA	Red Bull KTM Ajo	KALEX	<b>1'42.699</b>	11	19	0.277	0.030	<b>247.7</b>
7	97	Xavi VIERGE	SPA	Petronas Sprinta Racing	KALEX	<b>1'42.758</b>	16	18	0.336	0.059	<b>247.7</b>
8	37	Augusto FERNANDEZ	SPA	EG 0,0 Marc VDS	KALEX	<b>1'42.851</b>	16	18	0.429	0.093	<b>246.5</b>
9	21	Fabio DI GIANNANTONIO	ITA	HDR Heidrun Speed Up	SPEED UP	<b>1'42.863</b>	13	17	0.441	0.012	<b>244.8</b>
10	72	Marco BEZZECCHI	ITA	SKY Racing Team VR46	KALEX	<b>1'42.957</b>	12	16	0.535	0.094	<b>250.0</b>
11	62	Stefano MANZI	ITA	MV Agusta Forward Racing	MV AGUSTA	<b>1'43.063</b>	15	15	0.641	0.106	<b>244.3</b>
12	7	Lorenzo BALDASSARRI	ITA	Flexbox HP 40	KALEX	<b>1'43.095</b>	10	13	0.673	0.032	<b>244.3</b>
13	23	Marcel SCHROTTER	GER	Liqui Moly Intact GP	KALEX	<b>1'43.098</b>	6	16	0.676	0.003	<b>245.4</b>
14	16	Joe ROBERTS	USA	Tennor American Racing	KALEX	<b>1'43.104</b>	12	14	0.682	0.006	<b>247.1</b>
15	55	Hafizh SYAHRIN	MAL	Inde Aspar Team Moto2	SPEED UP	<b>1'43.114</b>	15	15	0.692	0.010	<b>246.0</b>
16	87	Remy GARDNER	AUS	Onexox TKKR SAG Team	KALEX	<b>1'43.146</b>	4	16	0.724	0.032	<b>244.3</b>
17	9	Jorge NAVARRO	SPA	HDR Heidrun Speed Up	SPEED UP	<b>1'43.246</b>	15	15	0.824	0.100	<b>247.1</b>
18	44	Aron CANET	SPA	Inde Aspar Team Moto2	SPEED UP	<b>1'43.293</b>	13	14	0.871	0.047	<b>245.4</b>
19	35	Somkiat CHANTRA	THA	IDEMITSU Honda Team Asia	KALEX	<b>1'43.395</b>	15	17	0.973	0.102	<b>247.7</b>
20	40	Hector GARZO	SPA	Flexbox HP 40	KALEX	<b>1'43.514</b>	13	15	1.092	0.119	<b>243.2</b>
21	57	Edgar PONS	SPA	Federal Oil Gresini Moto2	KALEX	<b>1'43.551</b>	13	14	1.129	0.037	<b>245.4</b>
22	96	Jake DIXON	GBR	Petronas Sprinta Racing	KALEX	<b>1'43.555</b>	13	14	1.133	0.004	<b>246.5</b>
23	42	Marcos RAMIREZ	SPA	Tennor American Racing	KALEX	<b>1'43.576</b>	16	16	1.154	0.021	<b>248.8</b>
24	11	Nicolo BULEGA	ITA	Federal Oil Gresini Moto2	KALEX	<b>1'43.951</b>	12	12	1.529	0.375	<b>243.7</b>
25	19	Lorenzo DALLA PORTA	ITA	Italtrans Racing Team	KALEX	<b>1'44.163</b>	17	17	1.741	0.212	<b>248.8</b>
26	2	Jesko RAFFIN	SWI	NTS RW Racing GP	NTS	<b>1'44.230</b>	15	16	1.808	0.067	<b>243.7</b>
27	24	Simone CORSI	ITA	MV Agusta Forward Racing	MV AGUSTA	<b>1'44.298</b>	13	14	1.876	0.068	<b>243.2</b>
28	64	Bo BENDSNEYDER	NED	NTS RW Racing GP	NTS	<b>1'44.355</b>	16	16	1.933	0.057	<b>244.8</b>
29	27	Andi Farid IZDIHAR	INA	IDEMITSU Honda Team Asia	KALEX	<b>1'44.512</b>	17	17	2.090	0.157	<b>248.8</b>
30	99	Kasma DANIEL	MAL	Onexox TKKR SAG Team	KALEX	<b>1'45.969</b>	5	6	3.547	1.457	<b>246.0</b>

Practice condition: **Dry**Air: **31°**Humidity: **37%**Ground: **48°**

<b>Fastest Lap:</b>	Lap: 11	<b>Thomas LUTHI</b>	<b>1'42.422</b>	155.4 Km/h
<b>Best Race Lap:</b>	2019	<b>Lorenzo BALDASSARRI</b>	<b>1'41.539</b>	156.8 Km/h
<b>All Time Lap Record:</b>	2019	<b>Jorge NAVARRO</b>	<b>1'41.182</b>	157.3 Km/h

The results are provisional until the end of the limit for protest and appeals.

Time limit for protest expires 30' after publication of the results - ..... Time: .....

These data/results cannot be reproduced, stored and/or transmitted in whole or in part by any manner of electronic, mechanical, photocopying, recording, broadcasting or otherwise now known or herein after developed without the previous express consent by the copyright owner, except for reproduction in daily press and regular printed publications on sale to the public within 60 days of the event related to those data/results and always provided that copyright symbol appears together as follows below.

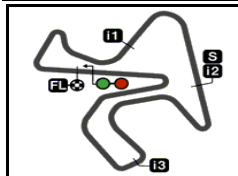
© DORNA, 2020

Official MotoGP Timing by TISSOT

www.motogp.com

Jerez de la Frontera, Wednesday, July 15, 2020





4423 m.

**GRAN PREMIO DE ESPAÑA OFFICIAL TEST**

**Test Session 1**

**Top Speed & Average**

**4**



Rider	Nation	Motorcycle	Top 5 speeds					Average	Top
72 Marco BEZZECCHI	ITA	KALEX	250.0	248.8	248.8	247.7	247.1	248.1	250.0
10 Luca MARINI	ITA	KALEX	248.8	247.7	246.5	246.5	245.4	246.7	248.8
19 Lorenzo DALLA PORTA	ITA	KALEX	248.8	247.7	247.7	247.7	247.1	247.8	248.8
27 Andi Farid IZDIHAR	INA	KALEX	248.8	247.1	247.1	246.5	246.5	247.2	248.8
42 Marcos RAMIREZ	SPA	KALEX	248.8	247.7	246.0	245.4	245.4	246.7	248.8
12 Thomas LUTHI	SWI	KALEX	247.7	247.7	246.5	246.0	246.0	246.8	247.7
35 Somkiat CHANTRA	THA	KALEX	247.7	246.5	245.4	245.4	244.8	245.8	247.7
45 Tetsuta NAGASHIMA	JPN	KALEX	247.7	247.1	246.5	246.5	246.0	246.5	247.7
88 Jorge MARTIN	SPA	KALEX	247.7	247.7	247.7	247.7	246.5	247.2	247.7
97 Xavi VIERGE	SPA	KALEX	247.7	247.1	246.5	246.5	246.5	246.9	247.7
9 Jorge NAVARRO	SPA	SPEED UP	247.1	246.5	246.5	246.0	246.0	246.3	247.1
16 Joe ROBERTS	USA	KALEX	247.1	246.0	245.4	244.8	244.8	245.5	247.1
33 Enea BASTIANINI	ITA	KALEX	247.1	247.1	246.0	246.0	246.0	246.4	247.1
22 Sam LOWES	GBR	KALEX	246.5	245.4	245.4	244.8	244.8	245.4	246.5
37 Augusto FERNANDEZ	SPA	KALEX	246.5	245.4	245.4	244.8	244.8	245.4	246.5
96 Jake DIXON	GBR	KALEX	246.5	246.5	246.0	243.7	243.7	245.3	246.5
55 Hafizh SYAHRIN	MAL	SPEED UP	246.0	245.4	245.4	245.4	244.8	245.4	246.0
99 Kasma DANIEL	MAL	KALEX	246.0	244.8	243.7	243.2	242.6	244.1	246.0
23 Marcel SCHROTTER	GER	KALEX	245.4	245.4	245.4	244.8	244.8	245.1	245.4
44 Aron CANET	SPA	SPEED UP	245.4	244.3	244.3	243.7	243.7	244.2	245.4
57 Edgar PONS	SPA	KALEX	245.4	244.8	244.3	243.7	243.2	244.3	245.4
21 Fabio DI GIANNANTONIO	ITA	SPEED UP	244.8	244.8	244.8	244.3	243.7	244.2	244.8
64 Bo BENDSNEYDER	NED	NTS	244.8	244.3	243.7	243.7	242.6	243.5	244.8
7 Lorenzo BALDASSARRI	ITA	KALEX	244.3	243.2	242.6	242.6	242.1	242.8	244.3
62 Stefano MANZI	ITA	MV AGUSTA	244.3	243.2	242.6	242.6	241.0	242.5	244.3
87 Remy GARDNER	AUS	KALEX	244.3	243.7	243.7	243.2	242.6	243.2	244.3
2 Jesko RAFFIN	SWI	NTS	243.7	243.2	243.2	242.6	242.6	243.1	243.7
11 Nicolo BULEGA	ITA	KALEX	243.7	243.2	242.6	242.6	242.1	242.7	243.7
24 Simone CORSI	ITA	MV AGUSTA	243.2	243.2	243.2	242.1	241.6	242.7	243.2
40 Hector GARZO	SPA	KALEX	243.2	242.6	242.6	242.1	242.1	242.5	243.2

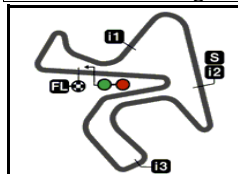
These data/results cannot be reproduced, stored and/or transmitted in whole or in part by any manner of electronic, mechanical, photocopying, recording, broadcasting or otherwise now known or herein after developed without the previous express consent by the copyright owner, except for reproduction in daily press and regular printed publications on sale to the public within 60 days of the event related to those data/results and always provided that copyright symbol appears together as follows below.

© DORNA, 2020

Official MotoGP Timing by TISSOT  
www.motogp.com



Jerez de la Frontera, Wednesday, July 15, 2020



4423 m.

## GRAN PREMIO DE ESPAÑA OFFICIAL TEST

## Test Session 1

## Chronological Analysis of Performances

5

\* Lap / Sector time cancelled

T1 Time from finish line to 1st intermediate

T3 Time from 2nd intermed. to 3rd intermed.

P Crossing the finish line in pit lane

T2 Time from 1st intermed. to 2nd intermed.

T4 Time from 3rd intermediate to finish line

Lap	Lap Time	T1	T2	T3	T4	Speed	Lap	Lap Time	T1	T2	T3	T4	Speed	
<b>1st</b>	<b>12</b>	<b>Thomas LUTHI</b> Liqui Moly Intact GP SWI						5	<b>1'43.465</b>	25.706	15.339	30.770	31.650	241.0
		Runs=2	Total laps=15	Full laps=12			6	<b>1'42.754</b>	25.584	<b>15.234</b>	30.561	31.375	<b>246.5</b>	
1	3'33.644	34.898	16.166	33.670	34.781	241.0	7	<b>1'48.823</b>	27.607	16.779	32.123	32.314	228.3	
2	<b>1'45.184</b>	26.560	15.398	31.343	31.883	245.4	8	<b>1'42.597</b>	<b>25.423</b>	15.302	30.517	<b>31.355</b>	245.4	
3	<b>1'43.271</b>	25.830	15.258	30.596	31.587	246.0	9	<b>1'42.630</b>	25.456	15.340	<b>30.368</b>	31.466	244.3	
4	<b>1'43.145</b>	25.562	15.348	30.708	31.527	246.0	10	1'45.367 P	27.507	16.393	32.254	29.213	218.6	
5	<b>1'43.176</b>	25.688	15.251	30.513	31.724	<b>247.7</b>	11	1'50.871	31.222	15.948	31.434	32.267	236.8	
6	<b>1'43.090</b>	25.588	15.300	30.568	31.634	244.8	12	<b>1'43.673</b>	25.760	15.439	30.679	31.795	242.6	
7	<b>1'43.472</b>	25.713	15.273	30.741	31.745	245.4	13	<b>1'43.319</b>	25.677	15.382	30.622	31.638	242.1	
8	<b>1'42.985</b>	25.633	15.222	30.461	31.669	246.5	14	<b>1'43.208</b>	25.658	15.371	30.585	31.594	242.1	
9	1'49.741 P	29.577	16.981	33.422	29.761	229.2	15	<b>1'42.782</b>	25.493	15.399	30.462	31.428	243.2	
10	1'55.226	33.335	17.974	31.753	32.164	164.1	16	<b>1'42.863</b>	25.468	15.351	30.439	31.605	244.8	
11	<b>1'42.422</b>	25.412	15.254	30.493	<b>31.263</b>	245.4		PIT	28.569	41.061	34.458	32.731	85.3	
12	<b>1'54.420</b>	30.769	16.105	31.355	36.191	229.7	<b>4th</b>	<b>33</b>	<b>Enea BASTIANINI</b> Italtrans Racing Team ITA					
13	<b>1'42.433</b>	<b>25.334</b>	<b>15.093</b>	<b>30.438</b>	31.568	247.7			Runs=2	Total laps=15	Full laps=12			
14	<b>1'46.775</b>	25.436	15.294	31.218	34.827	244.3	1	3'30.561	33.080	16.374	32.871	32.787	242.1	
15	<b>1'43.896</b>	25.766	15.340	30.696	32.094	244.8	2	<b>1'44.959</b>	26.363	15.556	31.108	31.932	243.7	
							3	<b>1'43.995</b>	25.850	15.476	30.870	31.799	244.8	
<b>2nd</b>	<b>10</b>	<b>Luca MARINI</b> SKY Racing Team VR ITA						4	<b>1'43.297</b>	25.738	15.384	30.667	31.508	245.4
		Runs=2	Total laps=19	Full laps=16			5	<b>1'43.180</b>	<b>25.533</b>	15.411	30.672	31.564	246.0	
1	2'47.239	33.363	16.442	33.659	33.706	237.8	6	<b>1'46.866</b>	29.009	15.430	30.772	31.655	246.0	
2	<b>1'46.718</b>	26.657	15.683	31.717	32.661	244.3	7	<b>1'44.825</b>	27.240	15.478	30.636	31.471	246.0	
3	<b>1'44.976</b>	26.359	15.472	31.217	31.928	246.5	8	<b>1'42.872</b>	25.577	15.303	30.568	31.424	<b>247.1</b>	
4	<b>1'45.104</b>	26.331	15.518	31.394	31.861	<b>248.8</b>	9	<b>1'42.637</b>	25.554	<b>15.257</b>	<b>30.414</b>	<b>31.412</b>	247.1	
5	<b>1'43.542</b>	25.638	15.408	30.727	31.769	246.5	10	1'40.497 P	26.578	15.921	31.246	26.752	240.5	
6	1'38.706 P	25.722	15.346	30.860	26.778	247.7	11	1'49.865	30.655	15.703	31.365	32.142	242.6	
7	1'49.866	29.463	16.094	31.789	32.520	242.6	12	<b>1'43.220</b>	25.735	15.478	30.583	31.424	242.6	
8	<b>1'44.426</b>	25.979	15.593	30.954	31.900	241.6	13	<b>1'43.012</b>	25.558	15.426	30.513	31.515	244.8	
9	<b>1'43.794</b>	25.720	15.472	30.812	31.790	243.2	14	<b>1'42.801</b>	25.539	15.391	30.446	31.425	243.2	
10	<b>1'43.272</b>	25.502	15.435	30.620	31.715	243.7	15	<b>1'43.869</b>	25.559	15.392	30.521	32.397	244.3	
11	<b>1'43.268</b>	25.521	15.431	30.671	31.645	243.2								
12	<b>1'43.607</b>	25.675	15.435	30.702	31.795	243.2	<b>5th</b>	<b>45</b>	<b>Tetsuta NAGASHIM</b> Red Bull KTM Ajo JPN					
13	<b>1'43.169</b>	25.480	15.435	30.626	31.628	243.2			Runs=2	Total laps=17	Full laps=14			
14	<b>1'42.900</b>	25.419	15.494	30.603	<b>31.384</b>	244.3	1	2'54.445	33.790	16.237	33.014	33.130	242.1	
15	<b>1'42.766</b>	25.387	15.411	30.572	31.396	244.3	2	<b>1'45.613</b>	26.397	15.510	31.380	32.326	244.3	
16	<b>1'54.744</b>	27.611	16.531	33.590	37.012	223.1	3	<b>1'44.533</b>	26.045	15.395	30.919	32.174	245.4	
17	<b>1'42.873</b>	25.513	15.365	30.537	31.458	244.3	4	<b>1'43.939</b>	25.877	15.323	30.961	31.778	246.0	
18	<b>1'42.502</b>	<b>25.326</b>	15.360	<b>30.426</b>	31.390	245.4	5	<b>1'43.732</b>	25.721	15.270	30.971	31.770	246.5	
19	<b>1'42.678</b>	25.421	<b>15.303</b>	30.452	31.502	245.4	6	<b>1'43.151</b>	25.512	<b>15.261</b>	30.626	31.752	<b>247.7</b>	
							7	<b>1'47.692</b>	26.142	15.450	31.125	34.975	246.5	
<b>3rd</b>	<b>22</b>	<b>Sam LOWES</b> EG 0,0 Marc VDS GBR						8	<b>1'43.581</b>	25.598	15.401	30.607	31.975	244.3
		Runs=2	Total laps=17	Full laps=13			9	<b>1'43.450</b>	25.573	15.593	30.534	31.750	245.4	
1	2'52.989	31.285	16.751	33.757	33.409	238.4	10	<b>1'43.533</b>	25.511	15.551	30.640	31.831	246.0	
2	<b>1'48.268</b>	26.971	15.861	32.700	32.736	242.1	11	<b>1'42.906</b>	25.585	15.384	30.439	<b>31.498</b>	247.1	
3	<b>1'45.190</b>	26.287	15.428	31.312	32.163	245.4	12	1'51.061 P	30.234	16.466	33.253	31.108	233.7	
4	<b>1'43.874</b>	25.934	15.418	30.824	31.698	244.8								

**Fastest Lap:** Thomas LUTHI Liqui Moly Intact GP SWI **1'42.422** 25.412 15.254 30.493 31.263

These data/results cannot be reproduced, stored and/or transmitted in whole or in part by any manner of electronic, mechanical, photocopying, recording, broadcasting or otherwise now known or herein after developed without the previous express consent by the copyright owner, except for reproduction in daily press and regular printed publications on sale to the public within 60 days of the event related to those data/results and always provided that copyright symbol appears together as follows below.  
© DORNA, 2020

# Test Session 1

# Moto2

Lap	Lap Time	T1	T2	T3	T4	Speed	Lap	Lap Time	T1	T2	T3	T4	Speed
13	1'51.308	32.742	15.553	30.988	32.025	244.3	6	1'44.441	25.930	15.481	31.012	32.018	244.8
14	1'43.164	25.608	15.544	30.384	31.628	242.6	7	1'43.840	25.760	15.384	30.791	31.905	246.5
15	1'42.669	25.409	15.398	30.345	31.517	246.0	8	1'43.827	25.813	15.417	30.729	31.868	244.3
16	1'45.103	26.242	16.504	30.779	31.578	233.7	9	1'43.493	25.698	15.376	30.582	31.837	244.3
17	1'43.279	25.368	15.333	30.494	32.084	246.0	10	1'43.706	P 27.376	16.455	31.769	28.106	237.3
<b>6th 88 Jorge MARTIN</b> Red Bull KTM Ajo SPA							11	1'49.741	30.534	15.627	31.356	32.224	243.2
Runs=2 Total laps=19 Full laps=16							12	1'43.739	25.763	15.400	30.721	31.855	243.7
1	3'07.413	30.843	15.970	32.402	33.198	242.1	13	1'43.548	25.664	15.360	30.760	31.764	244.8
2	1'45.404	26.464	15.523	31.195	32.222	244.8	14	1'43.535	25.668	15.372	30.677	31.818	243.7
3	1'44.326	25.881	15.462	30.932	32.051	246.5	15	1'43.209	25.693	15.395	30.460	31.661	244.3
4	1'45.481	27.183	15.398	30.833	32.067	246.5	16	1'42.851	25.430	15.417	30.390	31.614	244.3
5	1'43.697	25.809	15.364	30.803	31.721	247.7	17	1'43.420	25.549	15.461	30.628	31.782	243.7
6	1'43.655	25.793	15.251	30.792	31.819	247.7	18	1'46.194	27.146	15.831	31.034	32.183	245.4
7	1'45.027	P 28.283	15.776	32.037	28.931	244.8	<b>9th 21 Fabio DI GIANNANT</b> HDR Heidrun Speed ITA						
8	1'51.276	31.720	15.673	31.487	32.396	243.7	Runs=2 Total laps=17 Full laps=14						
9	1'43.282	25.576	15.293	30.791	31.622	246.0	1	4'29.391	33.630	16.137	32.740	32.881	240.5
10	1'43.089	25.583	15.198	30.507	31.801	247.7	2	1'45.973	26.489	15.631	31.504	32.349	242.6
11	1'42.699	25.431	15.204	30.537	31.527	246.0	3	1'44.962	26.182	15.524	31.100	32.156	242.6
12	1'47.042	25.642	15.273	33.827	32.300	245.4	4	1'44.486	25.901	15.456	31.019	32.110	242.1
13	1'42.926	25.437	15.282	30.615	31.592	245.4	5	1'44.022	25.847	15.419	30.671	32.085	243.7
14	1'42.792	25.442	15.298	30.506	31.546	246.0	6	1'43.591	25.670	15.445	30.564	31.912	243.2
15	1'49.247	29.109	16.899	31.426	31.813	235.8	7	1'43.604	25.675	15.441	30.595	31.893	243.7
16	1'42.968	25.556	15.279	30.371	31.762	246.0	8	1'43.897	25.833	15.483	30.660	31.921	244.8
17	1'43.033	25.548	15.246	30.565	31.674	246.0	9	1'43.776	25.688	15.419	30.800	31.869	244.3
18	1'48.776	31.267	15.499	30.537	31.473	246.5	10	1'53.065	P 29.722	17.851	35.307	30.185	196.3
19	1'42.796	25.459	15.251	30.527	31.559	247.7	11	1'48.680	29.984	15.672	31.078	31.946	241.0
<b>7th 97 Xavi VIERGE</b> Petronas Sprinta Raci SPA							12	1'43.139	25.636	15.399	30.410	31.694	243.7
Runs=2 Total laps=18 Full laps=15							13	1'42.863	25.381	15.366	30.270	31.846	243.2
1	3'00.214	31.783	16.457	32.926	33.603	230.2	14	1'42.867	25.376	15.417	30.387	31.687	242.6
2	1'46.433	26.946	15.801	31.231	32.455	243.7	15	1'43.015	25.446	15.421	30.448	31.700	243.7
3	1'44.705	26.031	15.532	31.107	32.035	246.0	16	1'42.886	25.475	15.345	30.412	31.654	244.8
4	1'44.310	25.976	15.417	30.951	31.966	246.5	17	1'43.017	25.602	15.356	30.474	31.585	244.8
5	1'45.717	25.823	15.359	30.836	33.699	247.1	<b>10th 72 Marco BEZZECCHI</b> SKY Racing Team VR ITA						
6	1'43.762	25.774	15.455	30.829	31.704	246.0	Runs=2 Total laps=16 Full laps=13						
7	1'43.445	25.576	15.379	30.684	31.806	247.7	1	3'04.715	34.275	18.710	38.552	33.543	149.1
8	1'43.272	25.575	15.343	30.674	31.680	246.5	2	1'45.464	26.535	15.465	31.200	32.264	241.6
9	1'43.262	25.613	15.447	30.635	31.567	246.5	3	1'44.480	25.839	15.497	31.037	32.107	243.2
10	1'52.328	P 30.443	17.203	34.273	30.409	227.3	4	1'44.030	25.822	15.409	30.759	32.040	246.0
11	1'56.343	33.890	17.706	32.480	32.267	195.6	5	1'43.801	25.823	15.366	30.766	31.846	248.8
12	1'43.448	25.755	15.397	30.648	31.648	243.7	6	1'44.060	26.078	15.378	30.752	31.852	247.7
13	1'43.107	25.532	15.314	30.705	31.556	245.4	7	1'43.595	25.625	15.323	30.754	31.893	250.0
14	1'43.119	25.417	15.367	30.790	31.545	244.3	8	1'56.459	P 29.872	18.657	37.651	30.279	155.8
15	1'48.761	29.354	15.685	31.841	31.881	243.2	9	2'08.325	47.727	16.307	32.126	32.165	242.6
16	1'42.758	25.376	15.352	30.552	31.478	244.3	10	1'43.486	25.803	15.348	30.699	31.636	246.5
17	1'43.010	25.270	15.397	30.638	31.705	246.0	11	1'54.498	32.672	18.599	31.502	31.725	176.4
18	1'55.443	25.439	15.370	39.938	34.696	244.3	12	1'42.957	25.596	15.207	30.626	31.528	248.8
<b>8th 37 Augusto FERNAND</b> EG 0,0 Marc VDS SPA							13	1'50.470	29.548	15.581	33.469	31.872	242.1
Runs=2 Total laps=18 Full laps=15							14	1'43.166	25.735	15.314	30.590	31.527	247.1
1	3'14.083	33.775	16.957	34.306	34.166	237.3	15	1'43.132	25.688	15.365	30.432	31.647	247.1
2	1'49.373	27.766	15.989	32.552	33.066	243.2	16	1'43.056	25.643	15.296	30.459	31.658	247.1
3	1'47.108	26.853	15.722	31.829	32.704	244.3	<b>11th 62 Stefano MANZI</b> MV Agusta Forward R ITA						
4	1'45.695	26.456	15.628	31.381	32.230	243.7	Runs=2 Total laps=15 Full laps=12						
5	1'45.152	26.286	15.531	31.235	32.100	245.4	1	2'47.782	32.943	16.311	32.765	33.422	233.7

**Fastest Lap:** Thomas LUTHI      Liqui Moly Intact GP SWI      1'42.422      25.412      15.254      30.493      31.263

These data/results cannot be reproduced, stored and/or transmitted in whole or in part by any manner of electronic, mechanical, photocopying, recording, broadcasting or otherwise now known or herein after developed without the previous express consent by the copyright owner, except for reproduction in daily press and regular printed publications on sale to the public within 60 days of the event related to those data/results and always provided that copyright symbol appears together as follows below.  
© DORNA, 2020

# Test Session 1

# Moto2

Lap	Lap Time	T1	T2	T3	T4	Speed	Lap	Lap Time	T1	T2	T3	T4	Speed
2	1'45.921	26.362	15.557	31.452	32.550	244.3	5	1'44.649	25.912	15.501	30.994	32.242	244.3
3	1'44.744	26.055	15.576	30.825	32.288	242.6	6	1'44.282	25.893	15.483	30.866	32.040	244.3
4	1'44.528	25.947	15.617	30.861	32.103	241.0	7	1'44.129	25.755	15.376	31.059	31.939	246.0
5	1'44.342	25.884	15.501	30.847	32.110	243.2	8	1'43.838	25.750	15.413	30.861	31.814	244.8
6	1'43.848	25.680	15.439	30.585	32.144	242.6	9	1'42.092 P	25.793	15.498	31.640	29.161	242.1
7	1'57.754 P	32.174	18.708	37.066	29.806	192.5	10	1'54.640	34.730	15.954	31.622	32.334	238.4
8	1'48.773	29.449	15.818	31.130	32.376	238.4	11	1'44.224	25.825	15.395	31.326	31.678	244.8
9	1'44.194	25.786	15.576	30.793	32.039	241.0	12	1'43.104	25.579	15.311	30.583	31.631	244.3
10	1'43.713	25.583	15.504	30.578	32.048	240.0	13	1'43.383	25.481	15.341	30.583	31.978	245.4
11	1'43.968	25.765	15.532	30.578	32.093	238.9	14	1'46.515	25.811	15.406	33.063	32.235	247.1
12	1'43.976	25.681	15.559	30.625	32.111	240.5							
13	1'43.896	25.753	15.591	30.547	32.005	240.5							
14	1'50.612	27.222	17.416	33.901	32.073	222.2							
15	1'43.063	25.416	15.500	30.414	31.733	240.5							

12th		7	Lorenzo BALDA	Flexbox HP 40	ITA	Runs=2	Total laps=13	Full laps=10
1	3'32.499	31.562	15.822	32.036	32.688	239.4		
2	1'45.244	26.252	15.605	31.345	32.042	240.5		
3	1'43.515	25.798	15.420	30.554	31.743	242.1		
4	1'43.195	25.675	15.353	30.484	31.683	242.6		
5	1'43.265	25.630	15.391	30.554	31.690	242.1		
6	1'44.348	26.547	15.447	30.604	31.750	243.2		
7	1'43.385	25.697	15.399	30.600	31.689	242.6		
8	1'42.694 P	25.723	15.387	30.943	30.641	244.3		
9	2'01.997	42.267	15.725	31.836	32.169	237.8		
10	1'43.095	25.562	15.410	30.426	31.697	241.6		
11	1'43.132	25.532	15.457	30.442	31.701	241.0		
12	1'46.585	25.670	15.451	30.946	34.518	241.6		
13	1'43.189	25.551	15.365	30.554	31.719	241.6		

13th		23	Marcel SCHROTTE	Liqui Moly Intact GP	GER	Runs=2	Total laps=16	Full laps=13
1	3'58.457	33.788	16.545	33.660	33.487	240.5		
2	1'45.092	26.084	15.609	31.258	32.141	244.8		
3	1'43.624	25.672	15.502	30.689	31.761	243.7		
4	1'43.155	25.574	15.478	30.517	31.586	243.7		
5	1'43.176	25.543	15.382	30.634	31.617	244.8		
6	1'43.098	25.487	15.428	30.574	31.609	244.8		
7	1'47.141	27.549	15.869	31.272	32.451	241.0		
8	1'43.443	25.650	15.459	30.640	31.694	245.4		
9	1'43.143	25.618	15.398	30.523	31.604	245.4		
10	1'42.616 P	27.369	15.926	31.706	27.615	242.1		
11	1'56.116	30.409	15.744	34.402	35.561	238.4		
12	1'43.435	25.676	15.532	30.635	31.592	242.1		
13	1'44.381	25.557	15.280	30.973	32.571	245.4		
14	1'43.288	25.701	15.368	30.512	31.707	244.3		
15	1'43.147	25.603	15.429	30.478	31.637	244.3		
16	1'43.588	25.524	15.450	30.532	32.082	242.1		

14th		16	Joe ROBERTS	Tennor American Raci USA	Runs=2	Total laps=14	Full laps=11	
1	2'30.396	34.417	16.436	33.119	33.215	237.3		
2	1'46.790	26.673	15.854	31.685	32.578	242.1		
3	1'45.273	26.199	15.553	31.234	32.287	242.6		
4	1'44.557	25.962	15.443	31.076	32.076	244.8		

15th		55	Hafizh SYAHRIN	Inde Aspar Team Mot	MAL	Runs=3	Total laps=15	Full laps=10
1	3'19.743	35.901	17.152	34.421	34.464	231.7		
2	1'44.417 P	27.082	16.059	32.733	28.543	238.9		
3	1'52.872	32.179	15.983	32.185	32.525	242.6		
4	1'45.572	26.286	15.672	31.466	32.148	243.7		
5	1'44.610	25.979	15.513	31.049	32.069	243.7		
6	1'44.468	25.996	15.457	31.060	31.955	245.4		
7	1'44.593	25.979	15.455	31.298	31.861	244.3		
8	1'44.279	26.080	15.419	30.894	31.886	245.4		
9	1'43.519	25.657	15.360	30.836	31.666	245.4		
10	1'50.208 P	29.480	17.206	33.791	29.731	208.0		
11	1'59.300	31.804	16.005	34.522	36.969	237.8		
12	1'45.350	26.254	15.946	31.313	31.837	228.3		
13	1'43.498	25.729	15.341	30.719	31.709	244.8		
14	1'43.391	25.620	15.401	30.731	31.639	244.3		
15	1'43.114	25.547	15.329	30.612	31.626	246.0		

16th		87	Remy GARDNER	Onexox TKKR SAG T	AUS	Runs=2	Total laps=16	Full laps=13
1	3'42.546	31.995	16.553	33.358	33.200	236.3		
2	1'45.448	26.397	15.536	31.442	32.073	242.6		
3	1'43.637	25.722	15.358	30.695	31.862	243.7		
4	1'43.146	25.493	15.330	30.729	31.594	244.3		
5	1'43.314	25.490	15.377	30.814	31.633	243.7		
6	1'59.570	27.593	18.457	41.529	31.991	178.8		
7	1'40.835 P	25.620	15.545	31.186	28.484	242.6		
8	1'53.197	33.277	15.864	31.720	32.336	239.4		
9	1'44.177	25.688	15.468	31.069	31.952	240.0		
10	1'43.746	25.538	15.471	30.817	31.920	242.1		
11	1'48.888	25.588	15.816	35.314	32.170	241.0		
12	1'44.073	25.650	15.485	31.153	31.785	242.1		
13	1'44.906	25.716	15.496	30.942	32.752	241.6		
14	1'52.115	29.548	15.617	34.901	32.049	241.6		
15	1'43.817	25.716	15.467	30.908	31.726	243.2		
16	1'44.021	25.728	15.472	30.885	31.936	242.6		

17th		9	Jorge NAVARRO	HDR Heidrun Speed	SPA	Runs=2	Total laps=15	Full laps=12
1	3'57.294	32.773	16.612	32.843	33.394	240.5		
2	1'47.065	26.750	15.838	31.758	32.719	244.3		
3	1'45.365	26.248	15.663	31.344	32.110	246.0		
4	1'44.603	26.005	15.533	30.966	32.099	246.0		
5	1'44.488	25.916	15.506	31.063	32.003	246.0		
6	1'44.215	25.817	15.578	30.916	31.904	246.0		

**Fastest Lap:** Thomas LUTHI      Liqui Moly Intact GP      SWI      1'42.422      25.412      15.254      30.493      31.263

These data/results cannot be reproduced, stored and/or transmitted in whole or in part by any manner of electronic, mechanical, photocopying, recording, broadcasting or otherwise now known or herein after developed without the previous express consent by the copyright owner, except for reproduction in daily press and regular printed publications on sale to the public within 60 days of the event related to those data/results and always provided that copyright symbol appears together as follows below.

© DORNA, 2020

Official MotoGP Timing by TISSOT  
www.motogp.com

Jerez de la Frontera, Wednesday, July 15, 2020 Page 3 of 6



# Test Session 1

# Moto2

Lap	Lap Time	T1	T2	T3	T4	Speed	Lap	Lap Time	T1	T2	T3	T4	Speed
7	1'43.801	25.728	15.474	30.820	31.779	247.1	8	1'53.106	33.128	15.944	31.571	32.463	237.8
8	1'43.929	25.612	15.507	30.822	31.988	246.5	9	1'44.116	25.763	15.680	30.897	31.776	240.0
9	1'43.598 P	26.936	15.974	31.792	28.896	237.8	10	1'44.364	25.907	15.561	31.006	31.890	241.6
10	1'52.142	30.626	15.664	31.766	34.086	243.7	11	1'43.866	25.743	15.474	30.764	31.885	242.6
11	1'43.962	25.796	15.506	30.797	31.863	243.7	12	1'43.558	25.679	15.596	30.591	31.692	241.6
12	1'43.469	25.644	15.451	30.674	31.700	244.3	13	1'43.514	25.640	15.576	30.622	31.676	241.6
13	1'43.457	25.607	15.513	30.594	31.743	245.4	14	1'48.569	29.748	15.997	30.750	32.074	242.1
14	1'43.404	25.543	15.489	30.744	31.628	244.8	15	1'45.680	25.677	15.443	32.268	32.292	243.2
15	1'43.246	25.477	15.432	30.603	31.734	246.5							

**18th 44 Aron CANET** Inde Aspar Team Mot SPA  
Runs=1 Total laps=14 Full laps=11

1	3'22.147	32.070	15.897	32.314	33.744	241.0
2	1'46.821	26.445	15.689	31.750	32.937	243.7
3	1'45.405	26.136	15.516	31.354	32.399	242.6
4	1'44.715	25.966	15.504	31.206	32.039	243.2
5	1'44.311	25.736	15.332	31.147	32.096	243.7
6	1'44.507	25.799	15.437	31.014	32.257	243.7
7	1'44.143	25.721	15.386	30.927	32.109	244.3
8	1'43.944	25.730	15.380	30.745	32.089	244.3
9	1'43.670	25.718	15.268	30.742	31.942	245.4
10	1'47.181 P	27.401	16.284	34.238	29.258	236.3
11	1'57.636	38.557	15.576	31.288	32.215	241.6
12	1'43.587	25.626	15.404	30.671	31.886	242.6
13	1'43.293	25.569	15.336	30.583	31.805	242.6
14	1'48.176	29.278	15.592	30.898	32.408	242.6

**19th 35 Somkiat CHANTRA** IDEMITSU Honda Te THA  
Runs=2 Total laps=17 Full laps=27

1	2'59.980	33.052	16.560	33.918	33.613	239.4
2	1'47.936	27.092	15.945	32.079	32.820	238.9
3	1'45.960	26.478	15.624	31.460	32.398	244.3
4	1'52.483	31.334	15.710	32.781	32.658	245.4
5	1'44.918	26.180	15.626	31.008	32.104	244.3
6	1'45.183	26.002	15.558	31.311	32.312	244.3
7	1'44.542	25.940	15.452	31.036	32.114	246.5
8	1'44.275	25.904	15.437	30.918	32.016	245.4
9	1'44.366	25.950	15.486	30.886	32.044	247.7
10	1'41.185	26.079	15.566	31.403	28.137	242.6
11	1'44.941	26.290	15.657	30.784	32.210	238.9
12	1'44.375	25.609	15.412	31.149	32.205	244.3
13	1'46.141	26.131	16.074	32.077	31.859	234.2
14	1'43.447	25.717	15.337	30.596	31.797	244.8
15	1'43.395	25.611	15.316	30.656	31.812	243.7
16	1'43.516	25.602	15.346	30.633	31.935	244.8
17	1'43.596	25.611	15.351	30.767	31.867	243.7

**20th 40 Hector GARZO** Flexbox HP 40 SPA  
Runs=2 Total laps=15 Full laps=12

1	3'36.359	33.418	16.422	32.360	33.145	238.4
2	1'44.961	26.362	15.391	31.057	32.151	242.1
3	1'44.159	25.919	15.461	30.851	31.928	240.0
4	1'43.584	25.732	15.460	30.565	31.827	240.5
5	1'47.356	25.841	15.578	31.710	34.227	242.6
6	1'44.020	25.908	15.504	30.681	31.927	242.1
7	1'44.217 P	27.205	15.816	31.183	30.013	240.0

**21st 57 Edgar PONS** Federal Oil Gresini M SPA  
Runs=2 Total laps=14 Full laps=11

1	2'13.146	36.757	16.183	33.233	33.594	236.8
2	1'46.884	26.626	15.835	31.720	32.703	243.2
3	1'45.864	26.452	15.577	31.236	32.599	242.6
4	1'44.747	25.973	15.355	31.116	32.303	244.3
5	1'44.637	26.210	15.363	30.838	32.226	245.4
6	1'43.964	25.933	15.395	30.669	31.967	243.7
7	1'45.259	25.934	15.829	31.396	32.100	235.8
8	1'45.019	25.709	15.419	30.918	32.973	244.8
9	1'40.642 P	25.855	15.465	30.763	28.559	242.6
10	1'53.617	33.803	15.844	31.580	32.390	236.8
11	1'46.982	27.019	16.480	31.251	32.232	235.2
12	1'44.031	25.748	15.551	30.653	32.079	240.5
13	1'43.551	25.667	15.526	30.582	31.776	241.6
14	1'44.272	25.592	15.519	30.675	32.486	242.6

**22nd 96 Jake DIXON** Petronas Sprinta Raci GBR  
Runs=2 Total laps=14 Full laps=11

1	3'07.736	31.992	16.474	33.105	35.331	241.0
2	1'45.274	26.494	15.652	31.162	31.966	243.7
3	1'44.285	25.955	15.460	30.973	31.897	246.5
4	1'46.214	27.497	15.570	31.176	31.971	242.1
5	1'43.562	25.753	15.393	30.609	31.807	246.5
6	1'43.593 P	25.736	15.294	32.869	29.694	246.0
7	1'53.610	33.761	16.122	31.553	32.174	236.8
8	1'44.121	25.731	15.525	30.812	32.053	242.6
9	1'47.993	25.920	18.194	31.881	31.998	196.3
10	1'44.167	25.739	15.481	30.948	31.999	242.1
11	1'44.215	25.769	15.559	30.744	32.143	242.6
12	1'43.909	25.737	15.525	30.802	31.845	242.6
13	1'43.555	25.672	15.456	30.695	31.732	243.2
14	1'43.671	25.686	15.448	30.744	31.793	243.7

**23rd 42 Marcos RAMIREZ** Tennor American Raci SPA  
Runs=3 Total laps=16 Full laps=11

1	2'39.096	32.550	16.297	33.233	33.221	240.5
2	1'46.582	26.597	15.722	31.533	32.730	245.4
3	1'51.076	26.284	19.283	33.183	32.326	132.0
4	1'45.966	25.984	15.348	31.168	33.466	247.7
5	1'45.069	26.050	15.365	30.927	32.727	246.0
6	1'44.174	25.869	15.314	30.906	32.085	248.8
7	1'46.073 P	26.430	16.536	33.060	30.047	201.1
8	1'48.757	29.597	15.646	31.167	32.347	242.1
9	1'44.307	25.794	15.409	30.890	32.214	244.8
10	1'45.601	25.900	15.450	31.919	32.332	244.8
11	1'44.143	25.845	15.423	30.831	32.044	244.8

**Fastest Lap:** Thomas LUTHI      Liqui Moly Intact GP SWI      1'42.422      25.412      15.254      30.493      31.263

These data/results cannot be reproduced, stored and/or transmitted in whole or in part by any manner of electronic, mechanical, photocopying, recording, broadcasting or otherwise now known or herein after developed without the previous express consent by the copyright owner, except for reproduction in daily press and regular printed publications on sale to the public within 60 days of the event related to those data/results and always provided that copyright symbol appears together as follows below.  
© DORNA, 2020

Official MotoGP Timing by TISSOT  
www.motogp.com

Jerez de la Frontera, Wednesday, July 15, 2020 Page 4 of 6



# Test Session 1

# Moto2

Lap	Lap Time	T1	T2	T3	T4	Speed	Lap	Lap Time	T1	T2	T3	T4	Speed
12	1'44.239	25.710	15.455	30.794	32.280	243.2	13	1'44.897	26.140	15.466	30.974	32.317	240.5
13	1'45.454 P	27.016	16.538	33.116	28.784	210.1	14	1'44.484	26.025	15.464	30.952	32.043	241.0
14	1'50.670	29.588	15.589	32.378	33.115	243.7	15	1'44.230	25.965	15.496	30.872	31.897	241.6
15	1'44.046	25.819	15.459	30.726	32.042	244.8	16	1'44.327	25.796	15.404	30.908	32.219	241.6
16	1'43.576	25.642	15.356	30.720	31.858	245.4							

**24th 11 Nicolo BULEGA** Federal Oil Gresini M ITA  
Runs=1 Total laps=13 Full laps=11

1	19'59.233	33.302	16.626	33.319	33.355	235.2
2	1'46.776	26.894	15.796	31.776	32.310	241.6
3	1'45.624	26.209	15.577	31.661	32.177	242.6
4	1'44.842	26.050	15.569	31.290	31.933	242.1
5	1'44.521	26.050	15.419	31.096	31.956	242.1
6	1'44.795	25.987	15.495	31.341	31.972	241.6
7	1'50.183	31.434	15.529	31.301	31.919	242.6
8	1'44.257	25.838	15.529	31.098	31.792	241.6
9	1'52.161	28.946	17.370	34.035	31.810	186.8
10	1'51.794	32.934	15.689	31.182	31.989	240.5
11	1'44.182	25.906	15.458	30.945	31.873	243.2
12	1'43.951	25.828	15.436	30.878	31.809	243.7
PIT		32.846	18.306	36.826	27.699	196.3

**27th 24 Simone CORSI** MV Agusta Forward R ITA  
Runs=2 Total laps=14 Full laps=11

1	2'42.235	32.249	16.566	33.785	33.426	234.7
2	1'47.474	26.827	15.838	31.989	32.820	241.0
3	1'45.773	26.342	15.690	31.522	32.219	243.2
4	1'45.001	26.274	15.584	31.120	32.023	243.2
5	1'44.776	26.001	15.616	31.104	32.055	242.1
6	1'48.157	26.011	16.815	32.690	32.641	186.5
7	1'43.892 P	26.238	15.898	32.155	29.601	240.0
8	1'51.650	30.947	16.520	31.654	32.529	227.8
9	1'45.180	26.092	15.727	31.187	32.174	238.9
10	1'52.950	26.353	16.275	35.973	34.349	226.8
11	1'44.450	26.029	15.609	30.775	32.037	241.6
12	1'44.761	25.914	15.644	30.941	32.262	240.5
13	1'44.298	25.875	15.558	30.896	31.969	243.2
14	1'47.672	27.200	16.021	31.815	32.636	237.8

**25th 19 Lorenzo DALLA PO** Italtrans Racing Team ITA  
Runs=3 Total laps=17 Full laps=12

1	2'43.676	31.315	16.572	33.614	33.674	239.4
2	1'48.155	27.326	15.938	32.066	32.825	243.7
3	1'46.813	26.791	15.666	31.723	32.633	246.5
4	1'45.910	26.551	15.497	31.594	32.268	247.7
5	1'45.640	26.404	15.522	31.415	32.299	247.7
6	1'45.611	26.295	15.526	31.398	32.392	247.7
7	1'42.603 P	26.294	15.516	31.471	29.322	248.8
8	1'51.322	31.146	15.826	31.780	32.570	245.4
9	1'45.558	26.282	15.526	31.467	32.283	245.4
10	1'45.284	26.097	15.596	31.471	32.120	244.8
11	1'44.862	26.009	15.498	31.362	31.993	244.8
12	1'45.120	25.947	15.521	31.433	32.219	244.3
13	1'40.644 P	26.029	15.571	31.381	27.663	243.7
14	1'50.139	30.915	15.798	31.309	32.117	243.2
15	1'44.589	25.956	15.575	31.137	31.921	243.7
16	1'44.226	25.882	15.522	30.887	31.935	246.0
17	1'44.163	25.875	15.384	30.914	31.990	247.1

**28th 64 Bo BENDSNEYDER** NTS RW Racing GP NED  
Runs=3 Total laps=16 Full laps=11

1	3'02.926	30.789	16.449	33.255	33.294	231.7
2	1'46.178	26.568	15.668	31.495	32.447	242.1
3	1'45.731	26.204	15.469	31.324	32.734	244.8
4	1'45.097	26.215	15.459	31.134	32.289	244.3
5	1'44.843	26.005	15.548	31.127	32.163	240.5
6	1'44.986	25.913	15.477	30.934	32.662	243.7
7	1'50.417	29.144	15.836	31.748	33.689	235.8
8	1'44.596	25.894	15.537	30.952	32.213	243.7
9	1'44.929	25.956	15.466	30.897	32.610	242.6
10	1'48.718 P	28.654	16.771	33.273	30.020	216.8
11	1'51.628	32.687	15.566	31.157	32.218	239.4
12	1'44.671	25.901	15.574	30.995	32.201	242.6
13	1'44.795	25.947	15.573	31.059	32.216	241.0
14	1'45.732 P	25.939	15.645	34.258	29.890	239.4
15	1'50.070	31.253	15.584	31.084	32.149	242.6
16	1'44.355	25.935	15.469	30.933	32.018	242.1

**26th 2 Jesko RAFFIN** NTS RW Racing GP SWI  
Runs=2 Total laps=16 Full laps=13

1	3'57.258	33.696	16.443	33.349	33.727	236.8
2	1'47.544	27.014	15.949	31.876	32.705	238.4
3	1'45.627	26.249	15.465	31.406	32.507	243.7
4	1'46.605	27.183	15.551	31.405	32.466	242.1
5	1'45.238	26.283	15.539	31.177	32.239	243.2
6	1'44.735	26.071	15.506	31.003	32.155	243.2
7	1'44.532	25.916	15.456	30.909	32.251	242.6
8	1'44.560	26.021	15.456	30.929	32.154	242.6
9	1'51.219 P	27.290	17.147	33.390	33.392	204.5
10	1'54.466	33.168	16.085	32.422	32.791	236.8
11	1'45.452	26.130	15.650	31.485	32.187	237.8
12	1'44.420	25.833	15.495	30.977	32.115	240.0

**29th 27 Andi Farid IZDIHAR** IDEMITSU Honda Te INA  
Runs=2 Total laps=17 Full laps=14

1	3'00.897	35.578	17.055	35.259	34.102	232.2
2	1'47.610	26.963	15.832	31.950	32.865	246.0
3	1'46.450	26.461	15.545	31.441	33.003	247.1
4	1'45.721	26.617	15.507	31.128	32.469	246.5
5	1'45.168	26.188	15.550	31.001	32.429	246.5
6	1'45.085	26.204	15.484	31.040	32.357	248.8
7	1'46.211	26.222	15.823	31.729	32.437	246.0
8	1'45.373	26.042	15.469	31.264	32.598	246.0
9	1'50.108 P	26.854	17.496	33.443	32.315	172.2
10	1'53.517	32.801	15.963	32.099	32.654	240.5
11	1'44.885	25.960	15.557	30.952	32.416	243.7
12	1'44.835	25.865	15.564	31.023	32.383	243.2
13	1'44.524	25.745	15.556	30.910	32.313	242.1

**Fastest Lap:** Thomas LUTHI Liqui Moly Intact GP SWI 1'42.422 25.412 15.254 30.493 31.263

These data/results cannot be reproduced, stored and/or transmitted in whole or in part by any manner of electronic, mechanical, photocopying, recording, broadcasting or otherwise now known or herein after developed without the previous express consent by the copyright owner, except for reproduction in daily press and regular printed publications on sale to the public within 60 days of the event related to those data/results and always provided that copyright symbol appears together as follows below.  
© DORNA, 2020

Official MotoGP Timing by TISSOT  
www.motogp.com

Jerez de la Frontera, Wednesday, July 15, 2020 Page 5 of 6



# Test Session 1

Moto2

Lap	Lap Time	T1	T2	T3	T4	Speed	Lap	Lap Time	T1	T2	T3	T4	Speed
14	<b>1'46.078</b>	26.006	15.524	31.477	33.071	244.8							
15	<b>1'45.848</b>	26.196	15.544	31.275	32.833	244.8							
16	<b>1'45.544</b>	26.523	15.680	31.130	32.211	242.1							
17	<b>1'44.512</b>	25.972	15.484	<b>30.896</b>	<b>32.160</b>	247.1							

30th 99		Kasma DANIEL		Onexox TKKR SAG T MAL									
		Runs=2		Total laps=7			Full laps=4						
1	4'07.799 P	36.044	19.577	37.427	32.291	204.1							
2	1'59.558	35.645	16.240	32.858	34.815	242.6							
3	<b>1'47.225</b>	26.974	15.783	31.618	32.850	244.8							
4	<b>1'46.823</b>	26.314	15.759	31.560	33.190	<b>246.0</b>							
5	<b>1'45.969</b>	26.216	15.853	<b>31.331</b>	32.569	243.7							
6	<b>1'46.850</b>	27.282	<b>15.734</b>	31.351	<b>32.483</b>	243.2							
	unfinished	<b>26.094</b>											

**Fastest Lap:** Thomas LUTHI      Liqui Moly Intact GP      SWI      **1'42.422**      25.412      15.254      30.493      31.263

These data/results cannot be reproduced, stored and/or transmitted in whole or in part by any manner of electronic, mechanical, photocopying, recording, broadcasting or otherwise now known or herein after developed without the previous express consent by the copyright owner, except for reproduction in daily press and regular printed publications on sale to the public within 60 days of the event related to those data/results and always provided that copyright symbol appears together as follows below.  
© DORNA, 2020

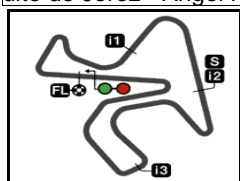
Official MotoGP Timing by TISSOT  
www.motogp.com

Jerez de la Frontera, Wednesday, July 15, 2020 Page 6 of 6

*moto2*







4423 m.

# GRAN PREMIO DE ESPAÑA OFFICIAL TEST

## Test Session 1

### Best Partial Times

# Moto2™

*IT* Ideal Lap Time, sum of the best partial times

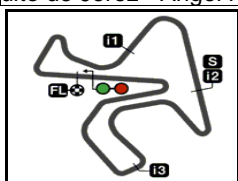
*BT* Best Lap Time

T1		T2		T3		T4				IT		BT	
Pos	Rider	Time	Rider	Time	Rider	Time	Rider	Time	Pos	Rider	IT	BT	
1	X.VIERGE	25.270	T.LUTHI	15.093	F.DI GIANNANTO	30.270	T.LUTHI	31.263	1	T.LUTHI	1'42.128	1'42.422	(1)
2	L.MARINI	25.326	J.MARTIN	15.198	T.NAGASHIMA	30.345	S.LOWES	31.355	2	S.LOWES	1'42.380	1'42.597	(3)
3	T.LUTHI	25.334	M.BEZZECCHI	15.207	S.LOWES	30.368	L.MARINI	31.384	3	L.MARINI	1'42.439	1'42.502	(2)
4	T.NAGASHIMA	25.368	S.LOWES	15.234	J.MARTIN	30.371	E.BASTIANINI	31.412	4	T.NAGASHIMA	1'42.472	1'42.669	(5)
5	F.DI GIANNANTO	25.376	E.BASTIANINI	15.257	A.FERNANDEZ	30.390	J.MARTIN	31.473	5	J.MARTIN	1'42.473	1'42.699	(6)
6	S.MANZI	25.416	T.NAGASHIMA	15.261	E.BASTIANINI	30.414	X.VIERGE	31.478	6	F.DI GIANNAN	1'42.576	1'42.863	(9)
7	S.LOWES	25.423	A.CANET	15.268	S.MANZI	30.414	T.NAGASHIMA	31.498	7	X.VIERGE	1'42.614	1'42.758	(7)
8	A.FERNANDEZ	25.430	M.SCHROTTER	15.280	L.BALDASSARRI	30.426	M.BEZZECCHI	31.527	8	E.BASTIANINI	1'42.616	1'42.637	(4)
9	J.MARTIN	25.431	J.DIXON	15.294	L.MARINI	30.426	F.DI GIANNANTO	31.585	9	M.BEZZECCHI	1'42.762	1'42.957	(10)
10	J.NAVARRO	25.477	L.MARINI	15.303	M.BEZZECCHI	30.432	M.SCHROTTER	31.586	10	A.FERNANDEZ	1'42.794	1'42.851	(8)
11	J.ROBERTS	25.481	J.ROBERTS	15.311	T.LUTHI	30.438	R.GARDNER	31.594	11	M.SCHROTTE	1'42.831	1'43.098	(13)
12	M.SCHROTTER	25.487	M.RAMIREZ	15.314	M.SCHROTTER	30.478	A.FERNANDEZ	31.614	12	L.BALDASSAR	1'42.994	1'43.095	(12)
13	R.GARDNER	25.490	X.VIERGE	15.314	X.VIERGE	30.552	H.SYHRIN	31.626	13	S.MANZI	1'43.002	1'43.063	(11)
14	L.BALDASSARRI	25.532	S.CHANTRA	15.316	H.GARZO	30.565	J.NAVARRO	31.628	14	J.ROBERTS	1'43.006	1'43.104	(14)
15	E.BASTIANINI	25.533	H.SYHRIN	15.329	E.PONS	30.582	J.ROBERTS	31.631	15	R.GARDNER	1'43.109	1'43.146	(16)
16	H.SYHRIN	25.547	R.GARDNER	15.330	J.ROBERTS	30.583	H.GARZO	31.676	16	H.SYHRIN	1'43.114	1'43.114	(15)
17	A.CANET	25.569	F.DI GIANNANTO	15.345	A.CANET	30.583	L.BALDASSARRI	31.683	17	J.NAVARRO	1'43.131	1'43.246	(17)
18	E.PONS	25.592	L.BALDASSARRI	15.353	J.NAVARRO	30.594	J.DIXON	31.732	18	A.CANET	1'43.225	1'43.293	(18)
19	M.BEZZECCHI	25.596	E.PONS	15.355	S.CHANTRA	30.596	S.MANZI	31.733	19	H.GARZO	1'43.272	1'43.514	(20)
20	S.CHANTRA	25.602	A.FERNANDEZ	15.360	J.DIXON	30.609	E.PONS	31.776	20	E.PONS	1'43.305	1'43.551	(21)
21	H.GARZO	25.640	L.DALLA PORTA	15.384	H.SYHRIN	30.612	N.BULEGA	31.792	21	J.DIXON	1'43.307	1'43.555	(22)
22	M.RAMIREZ	25.642	H.GARZO	15.391	R.GARDNER	30.695	S.CHANTRA	31.797	22	S.CHANTRA	1'43.311	1'43.395	(19)
23	J.DIXON	25.672	J.RAFFIN	15.404	M.RAMIREZ	30.720	A.CANET	31.805	23	M.RAMIREZ	1'43.534	1'43.576	(23)
24	A.IZDIHAR	25.745	N.BULEGA	15.419	S.CORSI	30.775	M.RAMIREZ	31.858	24	N.BULEGA	1'43.917	1'43.951	(24)

These data/results cannot be reproduced, stored and/or transmitted in whole or in part by any manner of electronic, mechanical, photocopying, recording, broadcasting or otherwise now known or herein after developed without the previous express consent by the copyright owner, except for reproduction in daily press and regular printed publications on sale to the public within 60 days of the event related to those data/results and always provided that copyright symbol appears together as follows below.  
© DORNA, 2020

Official MotoGP Timing by TISSOT  
www.motogp.com





4423 m.

**GRAN PREMIO DE ESPAÑA OFFICIAL TEST**  
**Test Session 1**  
**Best Partial Times**

*IT* Ideal Lap Time, sum of the best partial times

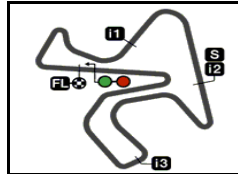
*BT* Best Lap Time

<b>T1</b>		<b>T2</b>		<b>T3</b>		<b>T4</b>				<i>IT</i>	<i>BT</i>	
<i>Pos</i>	<i>Rider</i>	<i>Time</i>	<i>Rider</i>	<i>Time</i>	<i>Rider</i>	<i>Time</i>	<i>Rider</i>	<i>Time</i>	<i>Pos</i>	<i>Rider</i>		
25	J.RAFFIN	25.796	J.NAVARRO	15.432	J.RAFFIN	30.872	J.RAFFIN	31.897	25	<b>J.RAFFIN</b>	1'43.969	1'44.230 (26)
26	<b>N.BULEGA</b>	<b>25.828</b>	<b>S.MANZI</b>	<b>15.439</b>	<b>N.BULEGA</b>	<b>30.878</b>	<b>L.DALLA PORTA</b>	<b>31.921</b>	26	<b>L.DALLA POR</b>	1'44.067	1'44.163 (25)
27	L.DALLA PORTA	25.875	B.BENDSNEYDE	15.459	L.DALLA PORTA	30.887	S.CORSI	31.969	27	<b>S.CORSI</b>	1'44.177	1'44.298 (27)
28	<b>S.CORSI</b>	<b>25.875</b>	<b>A.IZDIHAR</b>	<b>15.469</b>	<b>A.IZDIHAR</b>	<b>30.896</b>	<b>B.BENDSNEYDE</b>	<b>32.018</b>	28	<b>B.BENDSNEY</b>	1'44.268	1'44.355 (28)
29	B.BENDSNEYDE	25.894	S.CORSI	15.558	B.BENDSNEYDE	30.897	A.IZDIHAR	32.160	29	<b>A.IZDIHAR</b>	1'44.270	1'44.512 (29)
30	<b>K.DANIEL</b>	<b>26.094</b>	<b>K.DANIEL</b>	<b>15.734</b>	<b>K.DANIEL</b>	<b>31.331</b>	<b>K.DANIEL</b>	<b>32.483</b>	30	<b>K.DANIEL</b>	1'45.642	1'45.969 (30)

These data/results cannot be reproduced, stored and/or transmitted in whole or in part by any manner of electronic, mechanical, photocopying, recording, broadcasting or otherwise now known or herein after developed without the previous express consent by the copyright owner, except for reproduction in daily press and regular printed publications on sale to the public within 60 days of the event related to those data/results and always provided that copyright symbol appears together as follows below.  
 © DORNA, 2020

Official MotoGP Timing by **TISSOT**  
 www.motogp.com





4423 m.

## GRAN PREMIO DE ESPAÑA OFFICIAL TEST

### Test Session 1

### Fastest Laps Sequence

<i>Practice Time</i>	 <i>Rider</i>	<i>Nation</i>	<i>Motorcycle</i>	<i>Time</i>	<i>Km/h</i>	<i>Rider's Lap</i>
4'00.030	57 Edgar PONS	SPA	KALEX	1'46.884	148.9	2
4'17.186	16 Joe ROBERTS	USA	KALEX	1'46.790	149.1	2
4'25.678	42 Marcos RAMIREZ	SPA	KALEX	1'46.582	149.3	2
4'33.703	62 Stefano MANZI	ITA	MV AGUSTA	1'45.921	150.3	2
4'40.058	45 Tetsuta NAGASHIMA	JPN	KALEX	1'45.613	150.7	2
4'50.179	72 Marco BEZZECCHI	ITA	KALEX	1'45.464	150.9	2
4'52.817	88 Jorge MARTIN	SPA	KALEX	1'45.404	151.0	2
4'53.010	96 Jake DIXON	GBR	KALEX	1'45.274	151.2	2
5'15.520	33 Enea BASTIANINI	ITA	KALEX	1'44.959	151.7	2
6'18.447	62 Stefano MANZI	ITA	MV AGUSTA	1'44.744	152.0	3
6'24.591	45 Tetsuta NAGASHIMA	JPN	KALEX	1'44.533	152.3	3
6'34.659	72 Marco BEZZECCHI	ITA	KALEX	1'44.480	152.4	3
6'37.143	88 Jorge MARTIN	SPA	KALEX	1'44.326	152.6	3
6'37.295	96 Jake DIXON	GBR	KALEX	1'44.285	152.6	3
6'59.515	33 Enea BASTIANINI	ITA	KALEX	1'43.995	153.1	3
7'01.258	7 Lorenzo BALDASSARRI	ITA	KALEX	1'43.515	153.8	3
7'02.099	12 Thomas LUTHI	SWI	KALEX	1'43.271	154.1	3
8'44.453	7 Lorenzo BALDASSARRI	ITA	KALEX	1'43.195	154.2	4
8'45.244	12 Thomas LUTHI	SWI	KALEX	1'43.145	154.3	4
11'36.540	22 Sam LOWES	GBR	KALEX	1'42.754	154.9	6
15'07.960	22 Sam LOWES	GBR	KALEX	1'42.597	155.1	8
34'10.725	12 Thomas LUTHI	SWI	KALEX	1'42.422	155.4	11

These data/results cannot be reproduced, stored and/or transmitted in whole or in part by any manner of electronic, mechanical, photocopying, recording, broadcasting or otherwise now known or herein after developed without the previous express consent by the copyright owner, except for reproduction in daily press and regular printed publications on sale to the public within 60 days of the event related to those data/results and always provided that copyright symbol appears together as follows below.

© DORNA, 2020

Official MotoGP Timing by TISSOT  
www.motogp.com

Jerez de la Frontera, Wednesday, July 15, 2020



